

Printing specification

	Drawn	Checked	Approved
Signature	FANYINGYU	CHAO WENXIU	YE MING
YYYY/MM/DD	2017-5-24	2017-5-24	2017-5-24

1. Model Description

Model name	: MNT	Brand name	: LG	Part number	: MBM64436449
2nd, 3rd Suffix	: EU	Product name	: MNT	(Revision number)	: (1705-REV00)











2. Printing Specification

1. Trim size (Format)	
• Unfolded size	: 297 mm x 210 mm (A4)
• Folded size	: 148.5 mm x 210 mm
2. Printing colors	: 1 Color (Black)
3. Stock (Paper)	: Uncoated, wood-free paper 60 g/m ²
4. Bindery	: One sheet (1 Folded)
5. Language	: ENG/NED/CZE/SLK/GER/SPA/FRE/GRE/ITA/EST/LAT/LIT/BUL/CRO/HUN/POL/ROM/DAN/FIN/NOR/SWE (22)
6. Number of pages	: 2
NOTE	“This part contains Eco-hazardous substances (Pb, Cd, Hg, Cr6+, PBB, PBDE, etc.) within LG standard level, Details should be followed Eco-SCM management standard[LG(56)-A-2524]. Especially, Part should be followed and controlled the following specification. (1) Eco-hazardous substances test report should be submitted when Part certification test and First Mass Production. (2) Especially, Don't use or contain lead(Pb) and cadmium(Cd) in ink.

3. Origin Notification

LGEAK	: Printed in Kazakhstan	LGEKR	: Printed in Korea	LGERS	: Printed in Mexico
LGEAZ	: Printed in Brazil	LGEMA	: Printed in Poland	LGESY	: Printed in China
LGEEG	: Printed in Egypt	LGEMX	: Printed in Mexico	LGETH	: Printed in Thailand
LGEIL	: Printed in India	LGEND	: Printed in China	LGEVN	: Printed in Vietnam
LGEIN	: Printed in Indonesia	LGERA	: Printed in Russia	LGEWR	: Printed in Poland
LGEAS	: Printed in Algeria				


4. Changes

				
				
				
				
				
				
				
				
				
				
Rev. Number	MMM/DD/YYYY	Signature	ECO Number	Change Contents

Pagination sheet


Part number : MBM64436449
 Total pages : 2 pages

Front




P/no.

Back



Fold 1





Product Fiche



® Energy consumption XYZ kWh per year, based on the power consumption of the television (Television Monitor) operating 4 hours per day for 365 days. The actual energy consumption will depend on how the television (Television Monitor) is used.*

①	②	③	④	⑤	⑥	⑦	⑧	⑨
Manufacturer	Model No.	Energy Efficiency class	Visible screen size (diagonal) cm/inches	On-mode power consumption (W)	*Annual energy consumption (kWh)	Standby power consumption (W)	Off mode power consumption (W)	Display solution (WxH)
LG	29UM58	B	73/29	29	42	Not Applicable	0.30	2560*1080
LG	27UD68	B	68/27	32	47	Not Applicable	0.30	3840*2160
LG	22MP58VQ	B	55/22	21	31	Not Applicable	0.30	1920*1080
LG	24MP58VQ	B	60/24	25	36	Not Applicable	0.30	1920*1080
LG	27MP58VQ	A	69/27	28	41	Not Applicable	0.30	1920*1080
LG	24MP88HM	A	60/24	19	28	Not Applicable	0.30	1920*1080
LG	34UM58	A	87/34	33	48	Not Applicable	0.30	2560*1080
LG	25UM58	B	64/25	26	38	Not Applicable	0.30	2560*1080
LG	24M38H	A	60/24	21	31	Not Applicable	0.30	1920*1080
LG	27MP38VQ	A	69/27	23	34	Not Applicable	0.30	1920*1080
LG	23MP48HQ	B	58/23	23	34	Not Applicable	0.30	1920*1080
LG	34UM68	B	87/34	40	58	Not Applicable	0.30	2560*1080
LG	29UM68	B	73/29	32	47	Not Applicable	0.30	2560*1080
LG	22MP48HQ	B	55/22	24	34	Not Applicable	0.30	1920*1080
LG	24MP48HQ	B	60/24	26	38	Not Applicable	0.30	1920*1080
LG	27MP48HQ	A	69/27	29	43	Not Applicable	0.30	1920*1080
LG	32MP58HQ	A	80/32	36	52	Not Applicable	0.30	1920*1080
LG	29UM58A	B	73/29	29	42	Not Applicable	0.30	2560*1080
LG	24MP88HV	A	60/24	19	28	Not Applicable	0.30	1920*1080
LG	29UC88	B	73/29	32	47	Not Applicable	0.30	2560*1080
LG	27UD68P	B	68/27	32	47	Not Applicable	0.30	3840*2160
LG	27UD88	A	68/27	30	44	Not Applicable	0.30	3840*2160
LG	23MP68VQ	A+	58/23	17	25	Not Applicable	0.30	1920*1080
LG	27MP68HM	A	69/27	27	39	Not Applicable	0.30	1920*1080
LG	22MP68VQ	A	55/22	16	24	Not Applicable	0.30	1920*1080
LG	24MP68VQ	A	60/24	20	30	Not Applicable	0.30	1920*1080
LG	27MP68VQ	A	69/27	24	35	Not Applicable	0.30	1920*1080
LG	27UD58	A	68/27	30	44	Not Applicable	0.30	3840*2160
LG	24UD58	B	60/24	33	48	Not Applicable	0.30	3840*2160
LG	27MB35PH	A	69/27	26	37	Not Applicable	0.30	1920*1080
LG	34UM59	A	87/34	33	48	Not Applicable	0.30	2560*1080

①	②	③	④	⑤	⑥	⑦	⑧	⑨
Manufacturer	Model No.	Energy Efficiency class	Visible screen size (diagonal) cm/inches	On-mode power consumption (W)	*Annual energy consumption (kWh)	Standby power consumption (W)	Off mode power consumption (W)	Display solution (WxH)
LG	27UD58P	A	68/27	30	43	Not Applicable	0.30	3840*2160
LG	20M38H	B	49/19	21	31	Not Applicable	0.30	1600*900
LG	22M38H	A	55/22	20	29	Not Applicable	0.30	1920*1080
LG	34UM79 M	A	87/34	39	57	Not Applicable	0.30 <small>(available only when Wake on WLAN is disabled)</small>	2560*1080
LG	24BK550Y	A	60/24	22	31	Not Applicable	0.30	1920*1080
LG	27BK550Y	A	69/27	26	38	Not Applicable	0.30	1920*1080
LG	32UD89	A	80/31	39	57	Not Applicable	0.30	3840*2160
LG	20MP38HQ	A	49/19	17	25	Not Applicable	0.30	1440*900
LG	27UD69P	A	68/27	30	44	Not Applicable	0.30	3840*2160
LG	24BK750Y	A	60/24	20	29	Not Applicable	0.30	1920*1080
LG	27BK750Y	A+	69/27	23	34	Not Applicable	0.30	1920*1080
LG	27UD69	A	68/27	30	44	Not Applicable	0.30	3840*2160
LG	34UM69G	A	87/34	39	57	Not Applicable	0.30	2560*1080
LG	24MP59G	A	60/24	22	32	Not Applicable	0.30	1920*1080
LG	32MA68HY	A+	80/32	30	44	Not Applicable	0.30	1920*1080
LG	34UC99	B	87/34	52	76	Not Applicable	0.30	3440*1440
LG	24GM79G	A	61/24	24	35	Not Applicable	0.30	1920*1080
LG	27MP59G	A	69/27	27	39	Not Applicable	0.30	1920*1080
LG	27MP89HM	A+	69/27	23	34	Not Applicable	0.30	1920*1080
LG	19M38H	B	47/19	17	25	Not Applicable	0.30	1366*768
LG	29UM69G	A	73/29	28	41	Not Applicable	0.30	2560*1080
LG	29UM59	A	73/29	24	35	Not Applicable	0.30	2560*1080
LG	29UM59A	A	73/29	25	37	Not Applicable	0.30	2560*1080
LG	32UD99	B	80/31	40	58	Not Applicable	0.30	3840*2160
LG	43UD79	A	108/43	67	98	Not Applicable	0.30	3840*2160
LG	22BK55WV	A+	56/22	16	23	Not Applicable	0.30	1680*1050
LG	24BK55WV	A	61/24	23	34	Not Applicable	0.30	1920*1200
LG	27UD59	A	68/27	30	44	Not Applicable	0.30	3840*2160
LG	27UD59P	A	68/27	30	44	Not Applicable	0.30	3840*2160
LG	32UD59	A	80/32	40	58	Not Applicable	0.30	3840*2160

Language	①	②	③	④	⑤	⑥	⑦	⑧	⑨	⑩
English	Manufacturer	Model No.	Energy Efficiency Class	Visible screen size (diagonal) cm/inches	On-mode power consumption (W)	Annual energy consumption (kWh)	Standby power consumption (W)	Off mode power consumption (W)	Screen resolution(W*H)	Energy consumption XYZ kWh per year, based on the power consumption of the television (Television Monitor) operating 4 hours per day for 365 days. The actual energy consumption will depend on how the television (Television Monitor) is used.
Netherlands	Fabrikant	Model Nr.	Energieklasse	Afmeting beeldscherm/cm/ inches	Energieverbruik ingeschakeld(W)	Jaarlijks energieverbruik(kWh)	Energieverbruik standby(W)	Energieverbruik uitgeschakeld(W)	Schermeresolutie	Energieverbruik XYZ kWh per jaar, op basis van het stroomverbruik van een televisie (televiescherm) die 365 dagen 4 uur per dag wordt gebruikt. Het werkelijke energieverbruik is afhankelijk van hoe de televisie (televiescherm) wordt gebruikt.
Česky	Výrobce	Číslo modelu	Energetická třída účinnosti	Velikost úhlopříčky/ Centimetry/Palce	Spotřeba energie v režimu zapnuté TV(W)	Roční spotřeba energie(kWh)	Spotřeba energie v pohotovostním režimu(W)	Spotřeba energie při vypnutí(W)	Rozlišení obrazovky	Roční spotřeba energie XYZ kWh – na základě spotřeby energie televizoru (televizního monitoru), který je v provozu 4 hodiny denně po dobu 365 dní. Skutečná spotřeba energie bude záviset na tom, jak se bude televizor (televizní monitor) používat.
Slovenčina	Výrobca	C. modelu	Trieda energetickej účinnosti	Velkosť obrazovky/ centimetrov/ palcov	Spotreba energie v režime zap(W)	Ročná spotreba energie(kWh)	Spotreba energie v pohotovostnom režime(W)	Spotreba energie v režime vyp(W)	Rozlíšenie obrazovky	Spotreba energie XYZ kWh za rok, na základe spotreby energie televizora (monitora televizora) v prevádzke 4 hodiny denne počas 365 dní. Skutočná spotreba energie závisí od spôsobu používania televizora (monitora televizora).
Deutsch	Hersteller	Modell Nr.	Energieeffizienzklasse	Bild diagonale/ Zentimeter/Zoll	Leistungsaufnahme im Ein-Zustand(W)	Jährlicher Energieverbrauch(kWh)	Leistungsaufnahme im standby Betrieb(W)	Leistungsaufnahme im Aus-Zustand(W)	Bildschirmauflösung	Energieverbrauch pro Jahr: XYZ kWh, basierend auf dem Stromverbrauch des TV-Geräts (Fernsehbildschirms) und einer Betriebszeit von 4 Stunden pro Tag an 365 Tagen. Der tatsächliche Energieverbrauch hängt davon ab, wie das TV-Gerät (Fernsehbildschirm) verwendet wird.
Español	Fabricante	Modelo Nº.	Categoría de Eficiencia Energética	tamaño de pantalla/centímetros/ pulgadas	Consumo de Programa On Mode(W)	Consumo anual de energía(kWh)	Consumo en Standby(W)	Consumo en modo Off(W)	Resolución de la pantalla	Consumo de energía de XYZ kWh al año, basado en el consumo de televisión (monitor de televisión) en funcionamiento 4 horas al día durante 365 días. El consumo de energía real dependerá de cómo se utilice la televisión (monitor de televisión).
Français	Fabricant	Numéro de modèle	Classe d'efficacité énergétique	Taille de l'écran (diagonale)cm/ pouces	Consommation électrique en mode marche(W)	Consommation annuelle en marche(kWh)	Consommation d'énergie en mode veille(W)	Consommation d'énergie en mode arrêt(W)	Résolution de l'écran	La consommation d'énergie de XYZ kWh par an est basée sur la base de la consommation électrique d'un téléviseur (moniteur de téléviseur) fonctionnant 4 heures par jour pendant 365 jours. La consommation réelle dépend des conditions d'utilisation du téléviseur (moniteur de téléviseur).
Ελληνικά	Κατασκευαστής	Αριθμ. μοντέλου	Κατηγορία Ενεργειακής Απόδοσης	Μέγεθος Οθόνης/ εκατοστά/ίντσες	Κατανάλωση ισχύος σε λειτουργία(W)	Ετήσια κατανάλωση ενέργειας(kWh)	Κατανάλωση ισχύος σε αναμονή(W)	Κατανάλωση ισχύος απενεργοποίησης(W)	Ανάλυση οθόνης	Ετήσια κατανάλωση ενέργειας XYZ kWh, βασισμένη στη λειτουργία της τηλεόρασης (οθόνη τηλεόρασης) για 4 ώρες/ ημέρα για 365 ημέρες. Η πραγματική κατανάλωση ενέργειας θα βασίζεται στον τρόπο χρήσης της τηλεόρασης (οθόνη τηλεόρασης).
Italiano	Produttore	Modello No.	Classe Efficienza Energetica	Dimensione Schermo/Centimetri/ Pollici	Consumo Acceso(W)	Consumo Energetico Annuale(kWh)	Consumo Standby(W)	Consumo Spento(W)	Risoluzione Schermo	Il consumo di energia, pari a XYZ kWh all'anno, basato sul consumo di energia del televisore (monitor televisivo) in funzione 4 ore al giorno per 365 giorni. Il consumo di energia effettivo varia in base all'uso reale del televisore (monitor televisivo).
Eesti	Tootja	Mudel Nr	Energiaühuse klass	Ekraani suurus/ sentimeetrid/tollid	Energiajaku sisselülitatud režiimis(W)	Energiajaku aastas(kWh)	Energiajaku ooterežiimis(W)	Energiajaku väljalülitatud režiimis(W)	Ekraani eraldusvõime	Energiaarbitime XYZ kWh aastas, põhinedes elektritarbele, kui teler (teleri monitor) kasutatakse 365 päeva aastas 4 tundi päevas. Tegelik energiaarbitime oleneb sellest, kuidas teler (teleri monitor) kasutatakse.
Latviešu	Ražotājs	Modeļa Nr.	Elektroenerģijas efektivitātes klase	Ekrāna izmērs/ centimetri/collas	Enerģijas patēriņš ieslēgtā stāvoklī(W)	Enerģijas patēriņš gadā(kWh)	Enerģijas patēriņš gaidīšanas režīma stāvoklī(W)	Enerģijas patēriņš izslēgtā stāvoklī(W)	Ekrāna izšķirtspēja	Enerģijas patēriņš XYZ kWh gadā, balstīts uz televizora (televizora monitora) stravas paterinu, ja tas tiek darbināts 4 stundas dienā 365 dienas. Faktiskais enerģijas patēriņš ir atkarīgs no tā, kā televizors (televizora monitori) tiek lietots.
Lietuvių k.	Gamintojas	Modelio nr.	Energijos naudojimo efektyvumo klasė	Ekrano dydis/ centimetrai/(in)	Energijos sąnaudos įjungus(W)	Metinės energijos sąnaudos(kWh)	energijos sąnaudos parengties būsenoje(W)	energijos sąnaudos išjungus(W)	Ekrano raiška	Energijos sąnaudos XYZ kWh per metus, skaičiuojant, kad televizorius (televizoriaus monitorius) bus naudojamas 4 valandas per dieną 365 dienas per metus. Realios energijos sąnaudos priklausys nuo to, kaip televizorius (televizoriaus monitorius) bus naudojamas.
Български	Производител	Модел Номер	Енергиен клас	Размер на екрана/ сантиметри/инча	Консумация при включен(W)	Годишна консумация(kWh)	Консумация при изчакване(W)	Консумация при изключен(W)	Резолюция на екрана	Консумация на енергия XYZ kWh на година на базата на консумацията на енергия на телевизора (монитора на телевизора), който работи 4 часа на ден в продължение на 365 дни. Действителната консумация на енергия зависи от начина на използване на телевизора (монитора на телевизора).
Hrvatski	Proizvođač	Broj modela	Energetski razred	Veličina zaslona/ centimetara/inča	Potrošnja energije u radu(W)	Godišnja potrošnja energije(kWh)	Potrošnja energije u stanju pripravnosti(W)	Potrošnja energije u isključenom stanju(W)	Rezolucija zaslona	Potrošnja električne energije iznosi XYZ kWh godišnje ako televizor (tj. monitor televizora) radi 4 sata dnevno 365 dana godišnje. Stvarna potrošnja električne energije ovisi o načinu korištenja televizora (tj. monitora televizora).
Magyar	Gyártó	Modell sz.	Energiahatékonysági osztály	Kijelző mérete/ centiméter/inch	Energiafogyasztás bekapcsolat állapotban(W)	Éves energiafogyasztás(kWh)	Energiafogyasztás készenléti állapotban(W)	Energiafogyasztás kikapcsolt állapotban(W)	Kijelző felbontás	XYZ kWh/év fogyasztás, a televízió (TV tuner monitor) napi 4 órá, évi 365 napos üzemelés esetén. A tényleges fogyasztás a televízió (TV tuner monitor) használati módjától függ.
Polski	Producent	Nr modelu	Klasa efektywności energetycznej	Przekątna ekranu/ w centymetrach/ w calach	Pobór mocy (W)	Roczne zużycie energii (kWh)	Pobór mocy w stanie czuwania (W)	Pobór mocy w stanie wyłączenia (W)	Rozdzielczość ekranu w pikselach w poziomie i pionie	Zużycie energii w wysokości XYZ kWh rocznie w oparciu o zużycie energii telewizora (monitora telewizyjnego) działającego przez 4 godziny dziennie przez 365 dni w roku. Rzeczywiste zużycie energii zależy od sposobu eksploatacji telewizora (monitora telewizyjnego).
Português	Fabricante	No. de Modelo	Classe de Eficiência Energética	Tamanho do Ecrã/ Centímetros/ Polegadas	Consumo em modo Ligado(W)	Consumo de energia anual(kWh)	Consumo em Espera (standby)(W)	Consumo em modo Desligado(W)	Resolução do Ecrã	Consumo de energia de XYZ kWh por ano com base no consumo energético da televisão (monitor televisivo) a funcionar quatro horas por dia durante 365 dias. O consumo de energia real depende da forma como a televisão (monitor televisivo) é utilizada.
Română	Producator	Model Nr.	Clasa de Eficienta Energetica	Diagonala ecranului /centimetri/ inchi	Cosum de energie in modul Pornit (On) (W)	Consumul de energie anual (kWh)	Consum de energie in modul Standby (W)	Consum de energie in modul Oprit (Off) (W)	Rezolutie (W*H)	Consumul de energie de XYZ kWh pe an, bazat pe consumul de energie al televizorului (monitorului televizorului) care funcționează 4 ore pe zi timp de 365 de zile. Consumul real de energie va depinde de modul de utilizare a televizorului (monitorului televizorului).
Dansk	Producent	Modelnummer	Efficient Energy Class	Skærmstørrelse/ centimeter/inch	Strømförbrug tændt(W)	Årligt energiforbrug(kWh)	Standby(W)	Strømförbrug slukket(W)	Skærmopløsning	Energiforbrug XYZ kWh pr. år, baseret på strømförbruget af fjernsynet (fjernsynsskærmen), der kører 4 timer pr. dag i 365 dage. Det faktiske energiforbrug afhænger af hvordan fjernsynet (fjernsynsskærmen) anvendes.
Suomi	Valmistaja	Mallinnumero	Energiatehokkuus luokka	Ruudun koko/senttimetriä/tuumaa	virrankulutus On-tilassa(W)	Vuotuinen energiankulutus(kWh)	virrankulutus valmiustilassa(W)	virrankulutus Off-tilassa(W)	Näytön resoluutio	Vuosittainen energiankulutus XYZ kWh, kun televisiota (television näyttöä) käytetään 4 tuntia päivässä 365 päivän ajan. Todellinen energiankulutus riippuu television (television näyttön) käyttötavasta.
Norsk	Produsent	Modellnr.	Effektiv energiklasse	Skjermstørrelse/ centimeter/inch	Strømförbruk på-modus(W)	årlig energiförbruk(kWh)	standby(W)	Strømförbruk av-modus(W)	Skjermopløsning	Strømförbruk XYZ kWh per år, basert på TV-ens (TV-apparatets) strømförbruk ved bruk i 4 timer per dag i 365 dager. Faktisk strømförbruk avhenger av hvordan TV-en (TV-apparatet) brukes.
Svenska	Tillverkare	Modellnr.	Effektiv Energiklass	Skärmstorlek/ Centimeter/Tum	Strömförbrukning på-läge(W)	Årlig energiförbrukning(kWh)	Standbyläge(W)	Strömförbrukning av-läge(W)	Skärmupplösning	Energiförbrukningen är XYZ kWh per år, beräknat på tv:ns energiförbrukning (tv-skärmen) när den används 4 timmar om dagen i 365 dagar. Den faktiska energiförbrukningen beror på hur tv:n (tv-skärmen) används.
Türkçe	Üretici	Model İsmi	Enerji Verimlilik Sınıfı	Ekran Boyutu (Çapraz) santimetre/ inç	Açık Modda Ortalama Güç Tüketimi	Yıllık Güç Tüketimi	Bekleme Modu Güç Tüketimi	Kapalı Modu Güç Tüketimi	Ekran Çözünürlüğü	365 gün boyunca günde 4 saat çalışan televizyonun (Televizyon Monitörü) güç tüketimi temel alınarak yıllık XYZ kWhsa enerji tüketimi. Gerçek enerji tüketimi televizyonun (Televizyon Monitörü) ne sıklıkla kullanıldığına bağlıdır.